

# Study of Reason for Dropped Admission in M.P.Ed. course of Chandrashekhar Agashe College of Physical Education

---

---

**Miss. Aarti Chillare**

Research Scholar, CACPE Research Center

**Sharad Aher Ph.D.**

Professor, Maharashtra Mandal's Chandrashekhar Agashe College, Pune

---

---

## ABSTRACT

*The proposal outlines a study focusing on the reasons for dropped admissions in the M.P.Ed. course at Chandrashekhar Agashe College of Physical Education (C.A.C.P.E.). It aims to identify primary reasons prospective students choose not to join the M.P.Ed. program, analyze factors influencing their decisions, and recommend strategies for increasing admissions. The significance lies in addressing admission issues, improving student retention rates, ensuring equitable access to education, and identifying barriers such as lack of awareness or financial constraints. The study will employ a descriptive survey method using questionnaires and interviews, with a population consisting of B.P.Ed. students who opted not to join the M.P.Ed. program. Ethical considerations include obtaining permission for data collection, ensuring respondent consent, and guaranteeing data confidentiality. Analysis will utilize both quantitative and qualitative methods. The study aims to contribute insights into improving admission processes and enhancing educational opportunities at C.A.C.P.E..*

---

**Keywords :** C.A.C.P.E., Physical Education ,B.P.Ed. Program ,M.P.Ed., Accreditation

---

## Introduction

Chandrashekhar Agashe College of Physical Education (MM'C.A.C.P.E.) is a recognized research center in physical education, affiliated with Savitribai Phule Pune University. It offers a range of Bachelor's and Master's courses in physical education, as well as M.phill courses. Physical education is the foundation of a comprehensive school physical activity program, providing cognitive content and instruction to develop motor skills, knowledge, and behavior for physical activity

and fitness. It contributes to the holistic development of children, promoting physical growth, cognitive development, and overall health. Physical education also develops personal and social skills, contributing to physical social, emotional, and mental development.

The B.P.Ed program, or Bachelor of Physical Education, is an undergraduate degree program in sports and fitness, focusing on physical and mental well-being and fitness. The course offers a good career choice due to the rapid growth of the global sports industry, which is worth USD 620 billion and is expected to grow by 18% till 2023. The course is offered to students who qualify for their 10+2 examination with a minimum of 50% marks and lasts 3 to 4 years.

## **Methodology**

### **Descriptive Survey Method**

A descriptive a research information about Survey method technique used to collect a population or phenomenon by systematically gathering sla ta of that population This methods From a Sample aims to describe and Summerize the characteristics behaviours Opinions of the Subject It typically involves the questionnaires, interviews. the studied group under investigation. Use of structured for observations about topic Descriptive Surveys do not involve experimental manipulation and are primarily focused on providing a or Overview of the subject being studied.

1. Qualitative
2. Quantitative

### **Population of The Study**

C.A.C.PE.'s B.P.Ed. student who did not took admission for M.P.Ed. in C.A.C.PE. and choose another college.

### **Sampling**

C.A.C.PE.'s B.P.Ed. student who did not took admission for M.P.Ed. in C.A.C.PE. and choose another college.

1. Convenient Sampling

### 3.3 Tools of Data Collection

S. No.	Tool	Objective
1	Questionnaire	
2	Interview	

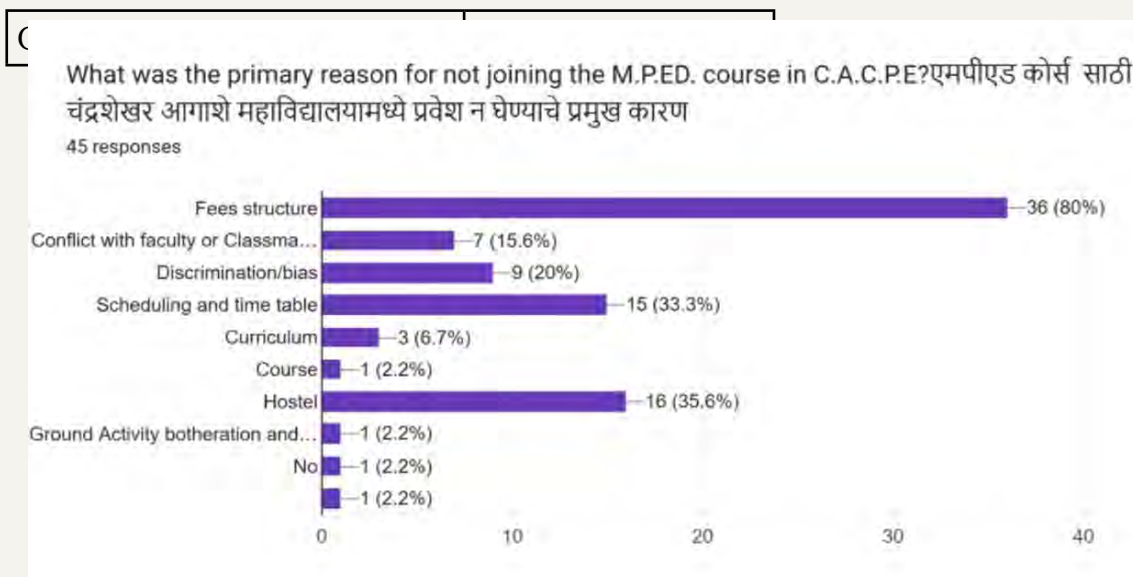
### 3.4 Procedure of the Study

1. Review of Related Literature
2. Research Proposal
3. Permission for Data Collection
4. Data Collection through Questionnaire
5. Data Collection through Interview
6. Data Collection through record of Marks of Lessons
7. Data Analysis
8. Writing of Research Report

## Analysis and Interpretation

**Table No. 1.1** : Analysis of primary reason for not joining the M.P.Ed course in CACPE

Reasons	Percentage
Fees Structure	80%
Conflict with faculty	15.6%
Discrimination	20%
Scheduling	33.3%
Curriculum	6.7%
Course	2.2%
Hostel	35.6%
Ground Activity	2.2%
No	2.2%

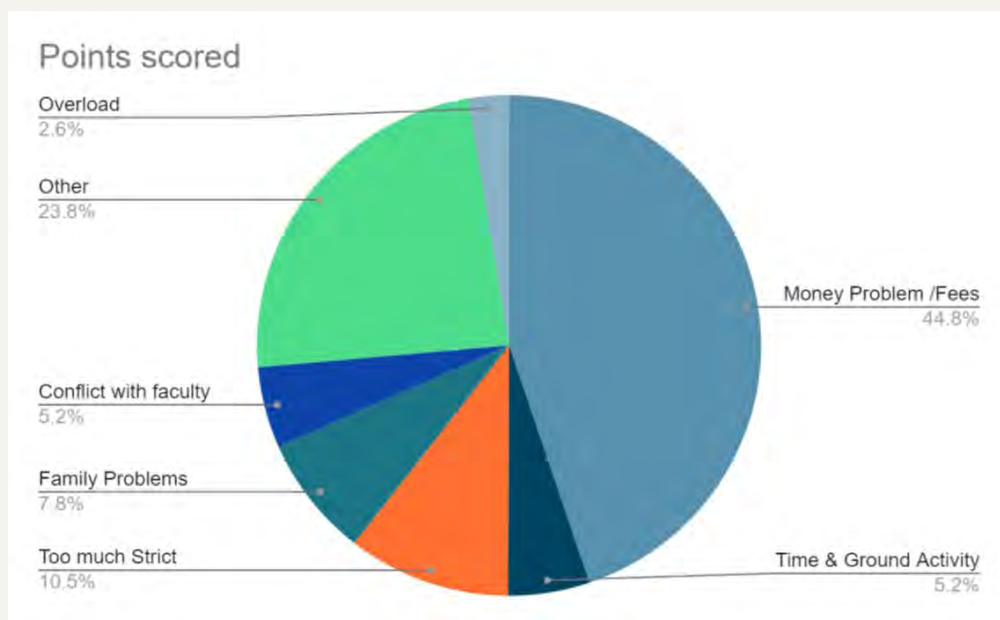


## Interpretation

From the above analysis 80% students responded for fees, 33.3% Responded for schedule and time table, 35.6% Student Responded for Hostel Facility. Therefore, this may be the primary reason for not choosing this college.

**Table No. 1.2** : Analysis of factors that influenced decision not to apply for the M.P.Ed. Course of CACPE

Reasons	Percentage
Money Problem /Fees	44.8.%
Time & Ground Activity	5.2%
Too much Strict	10.5%
Family Problems	7.8%
Conflict with faculty	5.2%
Other	23.8%
Overload	2.6%

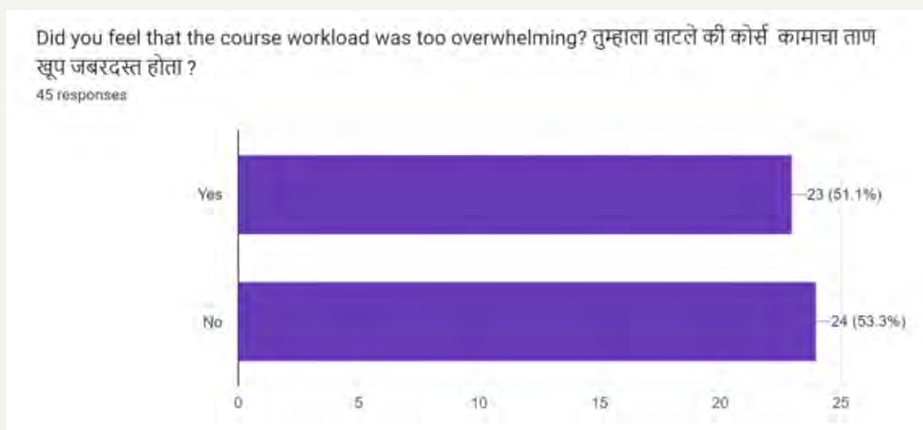


## Interpretation

From the above analysis 44.8% of students responded for fees, 10.5% Responded for being too strict. Therefore, this may be the factor for not choosing this college.

**Table No. 1.3** : Analysis of how subject feel about caorsr workload

Interrogative question	Percentage
Yes	51.1%
No	53.3%

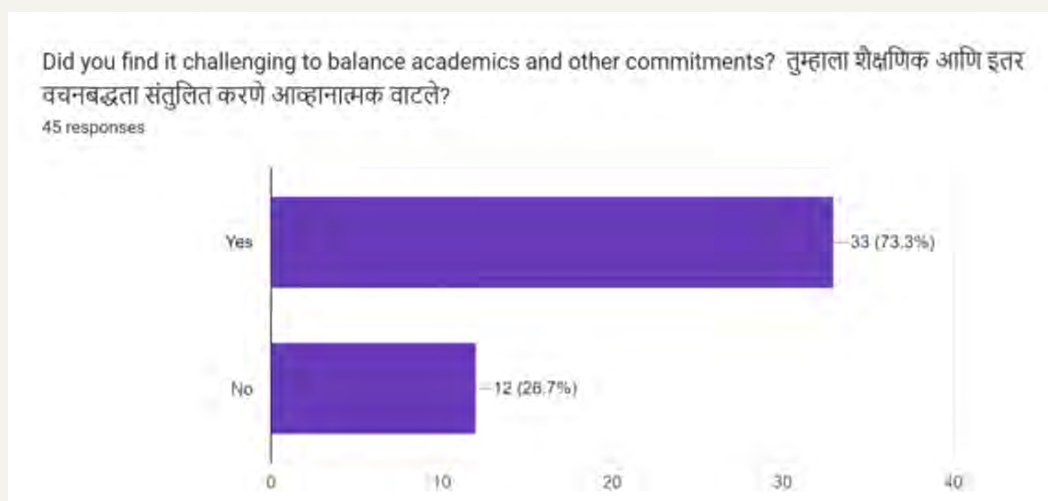


## Interpretation

From the above analysis 51.1% students responded for Yes, 53.3% Responded for No. Therefore, We can say that They feel that workload is not overwhelming .

**Table No. 1.4** : Analysis of subject find course in CACPE challenging to balance academic and other commitments

Interrogative question	Percentage
Yes	73.3%
No	26.7%

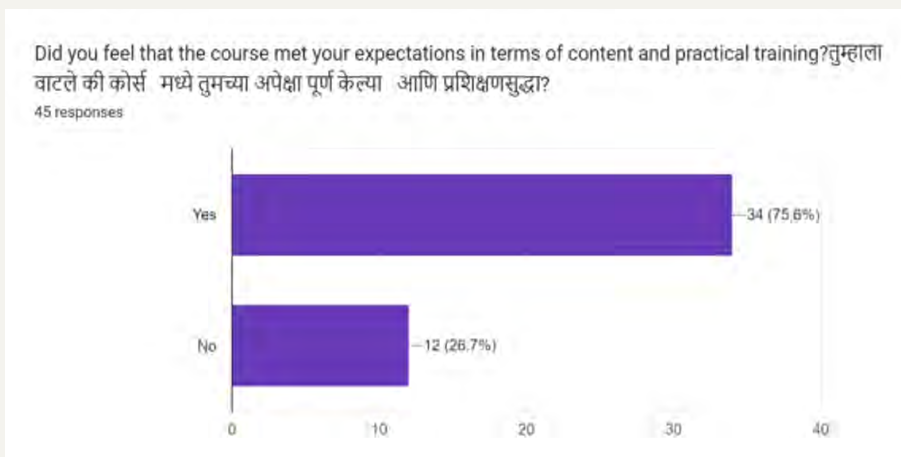


## Interpretation

From the above analysis 73.3% students responded for Yes, 26.7. Responded for No. Therefore, We can say that its Challenging for them to balance academics and other commitments .

**Table No. 1.5** : Analysis of subjects expectations met in terms of content and practical training

Interrogative question	Percentage
Yes	75.6%
No	26.7%



### Interpretation

From the above analysis 75.6% students responded for Yes, 26.7% Responded for No. Therefore, We can say that They feel that the course met their expectation.

### Discussion

The study highlights several key factors influencing prospective students' decisions regarding the M.P.Ed. course at C.A.C.P.E. Primarily, the analysis reveals that fees, scheduling conflicts, and hostel facilities are significant concerns for students. Additionally, money problems, strictness, and other personal factors play a role in their decision-making process.

### Conclusion

It is evident that financial considerations, along with practical issues like scheduling and accommodation, heavily influence students' decisions regarding enrollment in the M.P.Ed. program at C.A.C.P.E. However, the majority of students feel that the workload is manageable and that the course meets their expectations in terms of content and practical training.

### Recommendation

To address the admission issues, the college should consider reviewing and possibly revising its fee structure to make the program more accessible. Additionally, improvements in scheduling flexibility and hostel facilities could attract more students. Moreover, efforts to maintain a balanced workload and ensure that the course content

aligns with students' expectations would enhance overall satisfaction and retention rates.

## Reference

- Frömel, K., Groffik, D., Kudláček, M., Šafář, M., Zwierzchowska, A., & Mitáš, J. (2022). The Differences in Physical Activity Preferences and Practices among High versus Low Active Adolescents in Secondary Schools. *Sustainability*, 14(2), 891. <https://doi.org/10.3390/su14020891>
- Zeng, H. Z., Hipscher, M., & Leung, R. W. (2011). Attitudes of High School Students toward Physical Education and Their Sport Activity Preferences. *Journal of Social Sciences*, 7(4), 529-537. <https://doi.org/10.3844/jssp.2011.529.537>
- Mesquita, E. D. L., Tebar, W. R., Correia, D. C. Q., Guica, J. T., Torres, W., Fernandes, R. A., Agostinete, R. R., Christofaro, D. G. D. (2023). Physical activity and sedentary behaviour of adolescents and their parents: a specific analysis by sex and socioeconomic status. *Archives of Public Health*, 81(1), 189. <https://doi.org/10.1186/s13690-023-01185-1>
- O'Halloran, P., Sullivan, C., Staley, K., Nicholson, M., Randle, E., Bauman, A., et al. (2022). Measuring change in adolescent physical activity: Responsiveness of a single item. *PLoS ONE*, 17(6), e0268459. <https://doi.org/10.1371/journal.pone.0268459>
- Reigal, R. E., Moral-Campillo, L., Juárez-Ruiz de Mier, R., Morillo-Baro, J. P., Morales-Sánchez, V., Pastrana, J. L., & Hernández-Mendo, A. (2020). Physical Fitness Level Is Related to Attention and Concentration in Adolescents. *Frontiers in Psychology*, 11, 110. <https://doi.org/10.3389/fpsyg.2020.0011>



---

# Exploring the Reason Behind the Rise in Playing Football on Artificial Turf

---

**Patel Nadim Jahangir**

Research Scholar, CACPE Research Center

**Yogesh Bodke**

Associate Professor, Maharashtra Mandal's Chandrashekhar Aagashe College, Pune

---

## ABSTRACT

*This Research is based on playing football on artificial turf. IN modern era lots of players are played football on artificial turf. This descriptive study is based on Rapidly or fast growing football on artificial turf in Pune City. In this study researcher find out the rise in playing football on artificial turf. So many Players, young people, old people, children are used to playing artificial surfaces. So what are the reasons of people use artificial turf for playing football In the collection of information, this information has been collected through a survey of 50 men and women in various areas and clubs in Puyan through questionnaires with the help of Google Forms. The findings the reasons of rising in playing football on artificial turf of this study and why today's players or those who love the game of football play football on artificial turf to a large extent.*

---

**Keywords :** Football, Artificial turf, Modern Era, Rise, Reasons

---

## Introduction

In today's fast paced and changing era all modern technologies are used. In earlier times, sports were mostly played on clay surfaces, but in today's changing era, it has been replaced by artificial surfaces. One of those games is football. Football has a certain status and respect in foreign countries, that is, in developed countries. So all the players there who are fond of the game of football were playing on the natural grass surface. But even in developing countries like India, football is played mostly on clay. India is not yet fully developed like other modern countries, where well-equipped football stadiums have been built in many states. But in some states of

India, there are good and suitable stadiums and new stadiums are also being built in recent times. In today's modern world everything is changing with time. Rules of the game, materials of the game, increasing standards of the game and the surface of the game. Earlier football was played on clay and natural grass but now it has been replaced by artificial turf. In today's world, artificial turf is very popular and well received, it provides a flat surface similar to natural grass, reduces the risk of match abandonment and ensures consistency in training and competitions. Artificial turf is just like natural grass. It doesn't need water, harvest at all. It also does not grow like natural grass which saves a lot of time and is also a good source of money. Nowadays, due to increasing population and lack of space, artificial turf is being produced in a very large scale. Artificial turf can be created well and attractively even in small spaces. They don't need to play football on uneven surfaces like clay, dusty, rough ground. Artificial turf is similar in appearance to natural turf. It has many advantages such as uniform surface, convenient, easily available and time saving that in today's modern age artificial turf is being manufactured in large numbers in big cities as well as in small villages. When the ball moves at a consistent speed on artificial turf where there is no friction, the ball travels quickly and uniformly, where the chances of injury are very low, there are many things to do so that the artificial turf develops to its original proportions. The amount of artificial turf in football has been the subject of much debate in recent decades. It provides all the essentials for football like performance, skill, speed, movement to the players through convenient artificial turf. Due to the lack of large open fields these days, small artificial turfs are built and leaders play football there. This is descriptive study to find the reasons of reasons behind then rise in playing football on artificial turf.

## Research Method

In order to understand why the number of football players is increasing, playing on artificial turf in Pune city. The researcher has adopted the survey method in descriptive research method for the study while choosing the research method. In order to confirm the specific criteria of the researcher, the researcher has collected information from the players who play football in different areas of Pune city through a questionnaire with their permission. The researcher has collected information from that area by accidental sampling method. Old players have recorded their response. For data collection, a self-administered questionnaire developed by the researcher using a questionnaire (Google Form) served as a self-administered data collection. This online platform has specific advantages such as easy access for participants, encouraging honest responses, flexibility and reducing data entry errors. In the collection of information, this information has been collected through a survey of 50 men and women in various areas and clubs in Puyan through questionnaires

with the help of Google Forms. The findings the reasons of rising in playing football on artificial turf of this study and why today's players or those who love the game of football play football on artificial turf to a large extent. In different questionnaire types researcher used closed ended questionnaire types and ask different types of question like if artificial turf provides a consistent playing surface for football, Artificial turf reduces the risk of injuries during playing football, How frequently do you play football on artificial turf? Do you think playing football on artificial turf affects your performance compared to playing on natural grass In this questionnaire data was collected by MCQ form after that researcher use descriptive analysis for collected data. In this analysis researcher use frequency, percentage, chi square and p-values for interpretation wnd in the present research described by it, the researcher has presented the conclusion based on the information.

**Table No 1.1**

		<b>Chi-Square</b>	<b>df</b>	<b>Asymp. Sig.</b>
1	Artificial turf provides a consistent playing surface for football	10.96	3	.012
2	Artificial turf reduces the risk of injuries during playing football	13.40 <sup>b</sup>	4	.009
3	When playing football on Artificial turf provides a more comfort able environ ment	25.84	3	.000
4.	Enhancing performance	14.60	4	.006
5.	Artificial turf affects your performance compared to playing on natural grass	18.40	4	.001
6.	Artificial turf is easier and more accessible field for playing football	13.84	3	.003
7.	Are you satisfied with the overall experience	21.00	4	.000
8.	Artificial turf provides a consistently playable surfaces	46.60	4	.000
9.	Artificial turf offers a more natural playing surfaces	13.60	4	.009
10.	Artificial turf offers a faster playing surfaces.	44.20	4	.000

## Research Consolidation

Respondents gave responses to the questions as “Always”, “Often”, “Sometime”, “Rarely” and “Never”. From the above table it is seen that the chi square values for all questions are significant at 0.05 level of significance hence following conclusions are drawn.

## Conclusion

In recent decades, there has been a notable upsurge in the prevalence of football matches played on artificial turf surfaces worldwide. One prominent factor driving the rise of artificial turf in football is its enhanced durability and reliability, offering a consistent playing surface regardless of weather conditions. Unlike natural grass, which requires meticulous maintenance and can become waterlogged or muddy, artificial turf provides a resilient platform for gameplay, reducing the risk of match cancellations and ensuring continuity in training and competitions. Football players are more enjoy or spending quality time with their friend.

## Discussion

Present research is reasons of behind the rise of playing football in artificial turf more than natural grass or mud ground. In a descriptive study of the method, draw conclusions based on the questionnaire and the information on which it was collected. In this researcher used to close ended questionnaire with the help of questionnaire for collection of information, this information has been collected through a survey of 50 men and women in various areas and clubs in through questionnaires with the help of Google Forms. Researcher analyze or observe that the artificial turf is easily accessible and available ,they are enjoying while playing football on artificial turf. They are spend quality time with their collogues and friends. Artificial turf gives more safety surfaces so that can reduced the risk of injury. Artificial turf is more safe than mud ground. Lots of people and players on artificial turf. Purpose of physically activate, physical fitness ,recreational purpose, enhancing the performances.SO that why artificial turf s more usable in modern era.

## Recommendations

How to choose best artificial graph for playing football

Effect and side effect of artificial turf in football.

Artificail turf is good for your health ?

## References

Khan, J. w. (2004). *research in education*. new Delhi: prentice hal of India

Danielski, I. The development of artificial turf in Swedish football fields.

Zanetti, E. M. (2009). Amateur football game on artificial turf: Players' perceptions. *Applied Ergonomics*, 40(3), 485-490.

Burgers, R., van der Heide, I. E., & Zeng, X. (2014). A study on improving the comfort of artificial grass in sports. University of twente, 4-5